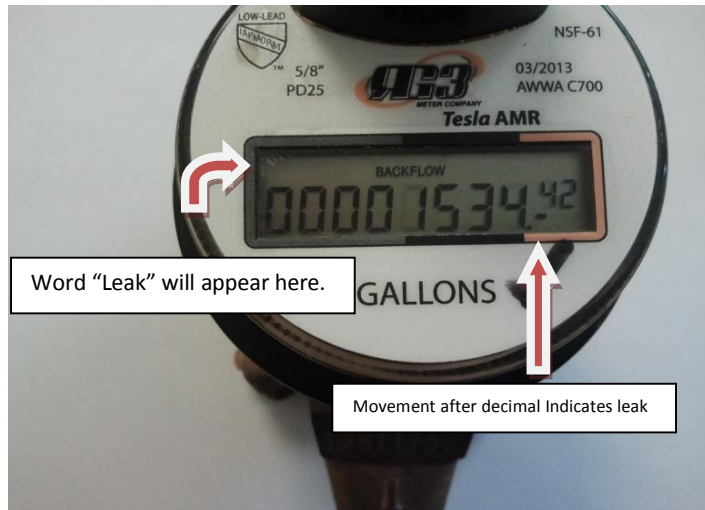



\*The last four digits will not appear on your billing statement because we read to the 100<sup>th</sup>.

For example if your meter showed 1534.42 then you would have a final reading of 15



**Infinity meter-** If you have a leak the word "leak" will appear in the left hand corner of your meter. You will also see that numbers after the decimal have moved.

\* Be sure that no one is using water inside the house when checking meter.




**Sensus Meter-** If you have a possible leak then the numbers after the decimal will be moving. Please allow 5 seconds for movement. If numbers do not appear, you may have to open & close the gray case to wake the meter up.

\*Be sure that no one is using water inside the house when checking meter.

\*Warning:


When reading your sensus meter, be careful opening the lid as this is very easy to break. The lid contains a magnet that activates the display so you can read your meter. If the lid breaks off you will not be able to visibly read your meter but the reading will still transmit to our computer for billing.



**Neptune Meter-** If you have a possible leak two things will occur 1.) An image of a faucet will appear on the display. 2.) The numbers after the decimal will be moving. Please allow 5 seconds for movement. If numbers do not appear shine a flash light and they should come up.

Movement after decimal Indicates leak

Unlike the meters above the reading for our master meters as seen below would be 5911.



**Master Meter-** If you have a leak, the wheel in the middle of the meter will be turning.

\*Be sure that no one is using any water inside the house when checking meter.

Wheel will be turning